




# GUIDE TO GETTING YOUR PERMIT

---



# Table of Contents

Guide to Getting Your Permit	03
Schedule Your Permit Test Appointment	06
Gather Your Required Identity Documents	07
Your Vision Check	11
Study For The Knowledge Test	11
Test Taking Strategies	12
I Passed! Now What?	17
Fanatic Customer Service	19

# Guide to Getting Your Permit

**In the State of Massachusetts, the Registry of Motor Vehicles oversees the issuance of Driver's Licenses. They have a set of strict guidelines that each new driver must follow when becoming a licensed driver. The first step for all new drivers, regardless of age, is to schedule and take your Learner's Permit Test. This guide was created to walk you through each step of this process.**

We understand that a license is not just a piece of plastic; it represents a new freedom and responsibility. No more taking the bus, no more needing a ride, and no more depending on other people. The RMV is littered with bureaucracy, confusing policy and red tape that can vacuum all of the fun out of getting your license. Instead of celebrating, at the end, you can find yourself tired and frustrated. That isn't what you want! At The Next Street, we believe that getting your license is supposed to be fun, easy and stress free. This guide is meant to make the first step of the process fun, easy and stress free.



## REQUIREMENTS

In order to test for your permit, you must be AT LEAST 16 years old! If you schedule a test before your 16th birthday, the RMV will not permit you to actually take your test and you will start the process over. Though you may not test, you may schedule your test before you turn 16, and we recommend you do.

There is no ceiling on age requirements, meaning that any new driver over the age of 16 needs to obtain a Learner's Permit to begin the licensing process, including adults over the age of 18.

In addition to your age, in order to obtain a Massachusetts Learner's Permit, and Driver's License, you must be a resident of the State of Massachusetts. You must either have a social security number or be able to prove that you are ineligible to obtain a social security number.



### STEP 1

Review Requirements  
and Eligibility



### STEP 2

Schedule Your  
Test



### STEP 3

Gather Your Required  
Identity Documents



### STEP 4

Your Vision  
Check



### STEP 5

Study for the  
Knowledge Test



### STEP 6

Day of...



### STEP 7

You Have  
Your Permit!





The Next Street is the easiest road to your license. We have a customer happiness team always available during business hours to answer all of your safe driving questions. Our highly trained staff can help guide you through the driver education and licensing process!



**(617) 468 8100** / Online

# Schedule Your Permit Test Appointment

Permit Tests are offered only at RMV full service branches. You may not take your test at AAA or limited service RMVs. The appointments are made online. Check the RMV site for an up-to-date list of open or re-opened RMV branches.

Individuals seeking a passenger or motorcycle (Class D & M) learner's permit will be required to start their application online and make an appointment to visit a Service Center to provide required identification documentation. Once an application and documents have been processed and verified at a Service Center, customers will be given login instructions and credentials to complete their test online at home.



\*Click here for the **RMV** online appointment system.

## AVAILABLE BRANCHES:



**Brockton**

**Danvers**

**Fall River**

**Haymarket**

**Lawrence**

**Leominster**

**New Bedford**

**North Adams**

**Pittsfield**

**Plymouth**

**Revere**

**South Yarmouth**

**Springfield**

**Watertown**

# Gather Your Required Identity Documents

This is very important! The **RMV** has strict federal government requirements for documentation. Even the smallest variance will lead to you being turned away on test day, and starting from scratch. Pay attention to the details, and use this checklist to make sure you have everything you need on test day!

2 Forms of Identification. At least one form must be a primary document.

## PRIMARY DOCUMENT:

- US Birth Certificate
- US Passport



## THESE MUST BE ORIGINALS!

These documents cannot be laminated or photo copies. If you have both primary documents, you do not need a secondary document.

## SECONDARY DOCUMENTS:

✓	Out of State US photo driver license	✓	Certified school transcript (school photo ID not acceptable)
✓	US Territory or Canadian photo driver license	✓	Social Security Card (Not laminated or metal. 16 and older must sign)
✓	Out of State US or Canadian issued photo learner permit	✓	MA Department of Corrections original certificate of identification (not available from DOC unless issued when discharged)
✓	MA issued non-driver identification card, driver license or learner permit (Your driver license or ID may be required to be surrendered)	✓	Baptismal certificate or similar document
✓	US Military ID or dependent card with photo	✓	State or Federal Employee Identification with signature and photo and/or physical description with or without date of birth
✓	Massachusetts State Permit to Carry Pistols or Revolvers	✓	Employment Authorization card
✓	Military discharge/separation papers (DD-214)	✓	Veteran Health Identification Card (VHIC)
✓	Court Order: Must contain full name and date of birth (i.e. name change, adoption, marriage or civil union dissolution) Does not include ab-stract of criminal or civil conviction	✓	Pilot's license (issued by the US DOT Federal Aviation Administration)
✓	Marriage or Civil Union Certificate (certified copy issued by town/city)		



## **The Next Street is the most convenient driving school in Massachusetts!**

With with multiple classes running on Zoom each day, no matter how hectic your schedule is, there is a class that works for you at The Next Street.



## SOCIAL SECURITY NUMBER

You must show proof of your social security number. You must present one of the following original documents as evidence:

Following original documents as evidence:

**1**

**Social  
Security card**

**3**

**1099**  
(issued within 5 years)

**2**

**W-2 form**  
(issued within 5 years)

Non-US Citizens not eligible for a Social Security number must present proof of ineligibility from the Social Security Administration.

## MASSACHUSETTS RESIDENCY

**You must provide one piece of mail to prove your home is located in Massachusetts.**

### The mail must:

- Show your name and your **Massachusetts** residence address
- Be dated within 60 days (unless stated otherwise below)
- Be computer generated (typed)

### Acceptable Proof of Residence

✓	Bill from a bank or mortgage company, utility company, credit card company, doctor or hospital	✓	Current motor vehicle loan statement for a motor vehicle registered in your name
✓	Bank statement or bank transaction receipt showing the bank's name and mailing address	✓	Residential mortgage or similar loan contract, lease or rental contract showing signatures from all parties needed to execute the agreement and dated within the previous 12 months
✓	Pre-printed pay stub showing your employer's name and address	✓	Postmarked mail (If postmarked, address may be handwritten)
✓	Property or excise tax bill, or Social Security Administration or other pension or retirement annual benefits summary statement and dated within the previous 12 months	✓	Massachusetts voter registration card
✓	Medicaid or Medicare benefit statement	✓	Change-of-address confirmation from the United States Postal Service showing your prior and current address (Form CNL107)
✓	Current valid homeowner's, renter's policy or motor vehicle insurance card or policy dated within the previous 12 months	✓	Survey of your Massachusetts property issued by a licensed surveyor
✓	Current valid Massachusetts motor vehicle registration	✓	Official school records showing enrollment

# Your Vision Check



On the day of your Permit Appointment, you will begin by taking a vision test. The vision test requires at least 20/40 vision and 140-degree peripherals, with or without corrective lenses. If you do not wear lenses (or if you do, but the prescription is out of date) and you are having difficulty seeing either near or distances, you should see an eye doctor prior to your learner's permit appointment.

Remember! If you see an eye doctor and do need new or updated lenses, they often take at least one week to arrive (Don't schedule your eye appointment morning of your permit appointment...).

# Study For The Knowledge Test



The knowledge test is a 25-question multiple choice test that covers safe driving knowledge and MA driving laws. You must get at least 18 correct answers to pass. The test is taken online. You will know immediately upon submitting an answer if it is correct or incorrect.

## Want to practice? Great!

We have a database of questions taken from the MA Test. Our practice test system randomly selects 25 questions, just like the **RMV**. Take the test multiple times to assure you are seeing the wide variety of questions.

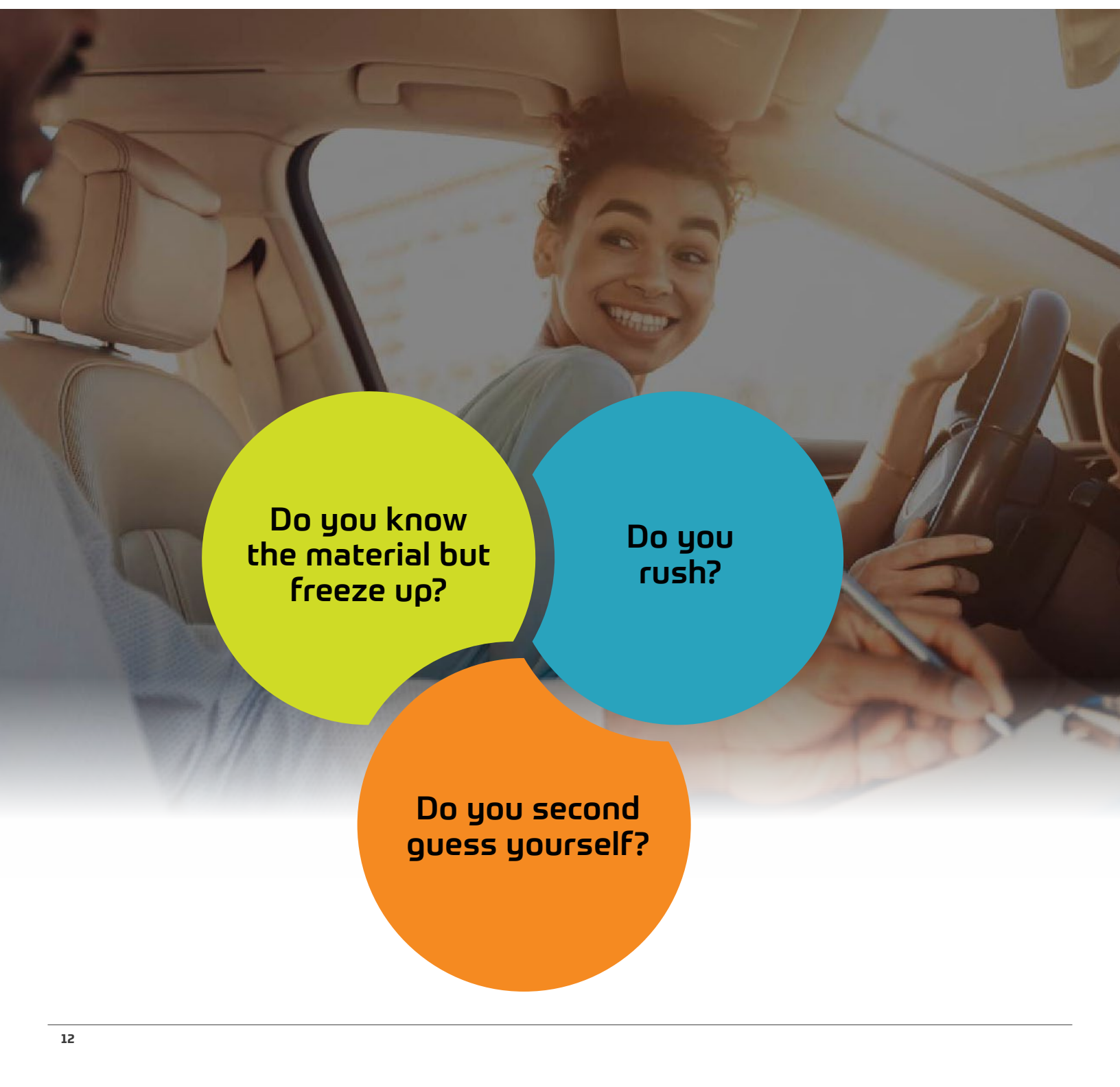


\*Click here for the **The Next Street** permit practice test

Do you have test anxiety? Do you struggle with multiple choice as a format? Read on for some helpful tips and tricks in taking the test!

# Test Taking Strategy

What are your strengths and weaknesses in regard to taking standardized tests?

A background image of a smiling woman with curly hair sitting in the driver's seat of a car. Overlaid on the image are three overlapping circles: a yellow one on the left, a blue one on the right, and an orange one at the bottom. Each circle contains a question about test-taking strategy.

**Do you know  
the material but  
freeze up?**

**Do you  
rush?**

**Do you second  
guess yourself?**

## DO YOU KNOW THE MATERIAL BUT FREEZE UP?

Test anxiety is very common and multiple-choice tests can be intimidating. After all, the correct answer is right there in front of you and getting one wrong can be embarrassing especially when you accidentally second guessed yourself. So don't second-guess yourself.

## DO YOU RUSH?

Many, maybe even most of us, were programed from a very young age to hurry and finish the test. It may have been your very first math test in first grade, simple addition and subtraction. There you were on the fifth question out of ten and someone finished first. They asked the teacher if they should hand in their paper, and you may have felt like you should be finished too. So you rushed. Rushing causes mistakes. In regards to multiple-choice tests, rushing causes us to pass right over important words when reading questions. Take your time and read each question twice before even looking at the answers.

## DO YOU SECOND GUESS YOURSELF?

Those of us with test anxiety often feel that it is very important to check and double-check our answers. Stop it! Don't think twice about an answer. If you put in your time studying, you know the material. Not to mention that the DMV tends to word the answers to their test the way the information is written in their driver's manual.



### Remember these simple tips:

- ✓ If you don't understand something ask for a RMV Agent to word the question differently for you.
- ✓ If you don't understand the vocabulary being used in a question ask a RMV Agent for clarification.
- ✓ Visualize the situation – picture yourself driving through scenarios described in the test question.
- ✓ Go hands-on and grab your imaginary steering wheel and put your right foot on the pedal and actually do the driving while you visualize a scenario.
- ✓ Auditory learners should bring headphones with them so they can hear the questions read to them. Be sure to notify the examiner that you plan to use headphones when you check in.
- ✓ Breath! That's right; if you get nervous or anxious during the test, stop for a moment and take a deep breath and exhale slowly. Do this several times if necessary.






## The Next Street is the most affordable Driving School option!

Our efficient program is not only easy and convenient, it won't break your piggy bank! Get the most value for the least spend with The Next Street.

## MULTIPLE-CHOICE TESTS DON'T JUST TEST YOUR KNOWLEDGE

Multiple-choice tests also test how well you read and comprehend the questions. Learn to dissect the test questions to find out what they are actually asking. We'll take a few questions and break them down for you. This process often involves asking the question a different way. Remember, read carefully!



### 1. When approaching a work zone watch for:

- a. Cones, barrels, signs, large vehicles
- b. Stopped cars, pedestrians, horses, shopping carts
- c. Signs, parked cars, pedestrians, men wearing pink hats
- d. Parked cars, pedestrians, and blind people



**Start by rewording the question: Which of the following things belong in a work zone?**

Cones, barrels, signs, large vehicles do. Also, carefully read the answer. Options b. c. and d. all have something listed that could not or should not be in a work zone.



**So the answer is A**

## 2. In Massachusetts, a driver under the age of 18:

- a. Can use a hands free cell phone while driving
- b. Is allowed to use headphones or ear buds while driving
- c. Is not allowed to use any mobile device while behind the wheel
- d. Can drive with any passengers they want



This question is asking which of the following statements applies to 16 and 17 year old drivers. If you just can't figure it out create a question to better understand each answer.

**a. Can a 16 or 17 year old use a hands free cell phone while driving?**

- No.

**b. Is a 16 or 17-year-old allowed to use headphones or ear buds while driving?**

- No, no one is allowed to use headphones or ear buds while driving.

**c. Can a 16 or 17 year old drive while using any mobile electronic devices?**

- No they are not allowed to use any mobile device while behind the wheel.



So the answer is C

## 3. Which of the following ways to prevent fatigue is false?

- a. Watch for the warning signs of fatigue
- b. Stop and take a nap
- c. Driving at night is the best way to prevent fatigue because there is no sun glare
- d. The best way to prevent fatigue is a good night of sleep



This is a great example of why it is so important to read carefully. You wouldn't want to read so quickly that in your hurry to finish you didn't even read the word false at the end of the question. Reword the question: Which of the following does not prevent fatigue? Turn the answer into a question:

**a. Will watching for the warning signs of fatigue prevent driving while fatigued?**

- Yes, understanding when you are becoming fatigued can help you take steps to avoid driving while fatigued.

**b. Will stopping to take a nap prevent you from driving while fatigued?**

- Yes, sleep cures fatigue.

**c. Will driving at night prevent fatigue because of the absence of sunlight?**

- No, people should be sleeping at night and will be more tired as a result. (This is the answer)

**d. Is getting a good night of sleep the best way to prevent fatigue?**

- Yes it is!



So the answer is C

# I Passed! Now What!

In order to take the road test, you must meet all junior operator requirements (ages 16 ½ to 18)

Teens (16 and 17 years old) taking  
Full Driver Education Program:

**184 Days**



Adults 18 and older,  
Regardless of Course Enrollment:

**No restriction**



We hope that you will trust us to provide your Driver Education Services. We have built our school to be the biggest in Connecticut by being the best in Connecticut and we plan to do the same in Massachusetts. We pride ourselves in being:

**1.**

**Easy**

**2.**

**Convenient**

**3.**

**Affordable**

To enroll, or to get help in picking the program that is right for you, visit us online at:

**[ma.thenextstreet.com](http://ma.thenextstreet.com)**

or by calling our Customer Happiness Team at:

**(617) 468 - 8100**

If you would like to follow us,  
check out our social channels:



Facebook



Youtube



Instagram

**@thenextstreet**

## GET STARTED ON THE EASIEST ROAD TO YOUR MASSACHUSETTS LICENSE

THE BEST DRIVING SCHOOL IN NEW ENGLAND

- ✓ Unlimited free practice tests
- ✓ New questions each time
- ✓ All Questions from the actual MA Test
- ✓ Realtime Feedback
- ✓ Includes MA Permit Day Checklist

Free Permit Practice Test!

## Offering Driver's Education across MA since June 2021!

### Getting Your License is a Big Deal- It Shouldn't Be a Big Hassle The Next Street Makes It Easy

With our program, students can take live virtual classes on Zoom in any order, at any time they are offered. We offer sessions taught by licensed **MA Driving Instructors** multiple times per day, 7 days per week. We give you the ultimate flexibility.





# Fanatic Customer Service

At The Next Street, our entire team is here to make your driver's license a celebration. From our driving instructors to our customer service team, we seek opportunities to be outstanding and to help make the road to your license an easy one.

Join our new MA programs and find out how we have built a reputation as a world-class provider of customer service.



## Flexible Payment Plans

Spread your payments out on a schedule that works for your budget.

## 24/7 Access to Your Program

Login to our Student Portal any time to change your schedule, pay your balance or view our learn to drive resources.

## Full Service Call Center

We are available 9am to 4pm to answer your calls and your questions. No leave a message at the beep. No press 3 for this or that, just live helpful humans at your service.



[www.ma.thenextstreet.com](http://www.ma.thenextstreet.com)