COMPLETE GUIDE

to Getting Your License in Connecticut

THE NEXT STREET™



Step 1

Get your Permit

If you're 16 +, the first step to getting your license is to apply for your learner's permit.

PRO TIP: If you want to be fully prepared for your permit test, we offer a permit prep tutoring course for $49! For more information and to enroll go here.

The test for your learner's permit is only available via appointment at one of the following DMV locations: Bridgeport, Cheshire, Danbury, Hamden, Norwalk, Old Saybrook, Waterbury, Wethersfield and Willimantic.

To schedule your learner's permit test, click here: Make your appointment here.

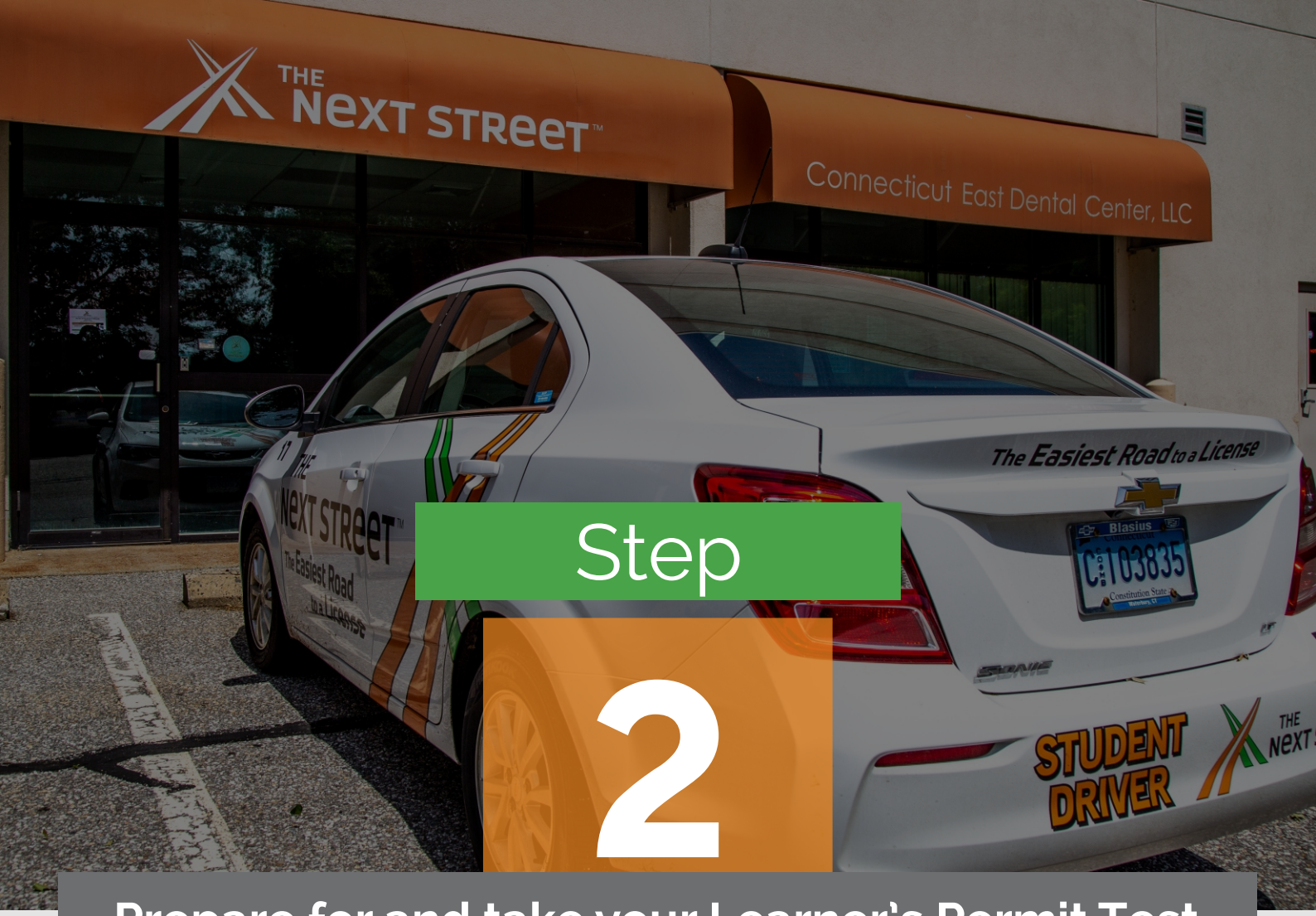

Step

2

Prepare for and take your Learner's Permit Test

After you've scheduled your learner's permit test, it's time to study!

On the day of your Learner's Permit Test appointment, you will need to pass a 25 question written test and a vision test. You must get at least 21 correct answers in order to pass. Don't go in cold; make sure you study!

To download our free study guide for the learner's permit, go here

To take a free practice test, go here

DMV Checklist

☐ 2 FORMS OF IDENTIFICATION

- ☐ U.S Passport or Birth Certificate (Must be original, cannot be laminated)
- ☐ Social Security Card (Must be original, cannot be laminated)

☐ 2 PIECES OF MAIL FOR PROOF OF ADDRESS

- ☐ Mail piece #1
- ☐ Mail piece #2

- Mail must be addressed to the person applying for a license. If the student is under 18, the mail may be addressed to the parent or legal guardian.
- Mail must be addressed to the physical address that will be on their license. No P.O. boxes
- Mail must have a barcode and have been postmarked within 90 days of test date

☐ GLASSES/CONTACT LENSES (if you require them)

☐ MONEY FOR DMV FEES

- ☐ $40 Test Fee
- ☐ $19 Fee for learner's permit

**You may pay with Cash/ Check/Visa/Mastercard*

☐ CERTIFICATE OF PARENTAL CONSENT*

*If your parent or legal guardian cannot be present on the day of the test, you will need to bring this completed consent form: Certificate of Parental Consent

☐ SOCIAL SECURITY LETTER OF DENIAL

- **This is for international students only** – if you are not eligible for a SSN, you must submit a SSN denial letter request form as a second form of ID. You can obtain this from any Social Security office.

If you don't have the specific documents listed above, check the DMV site for a list of alternatives here.

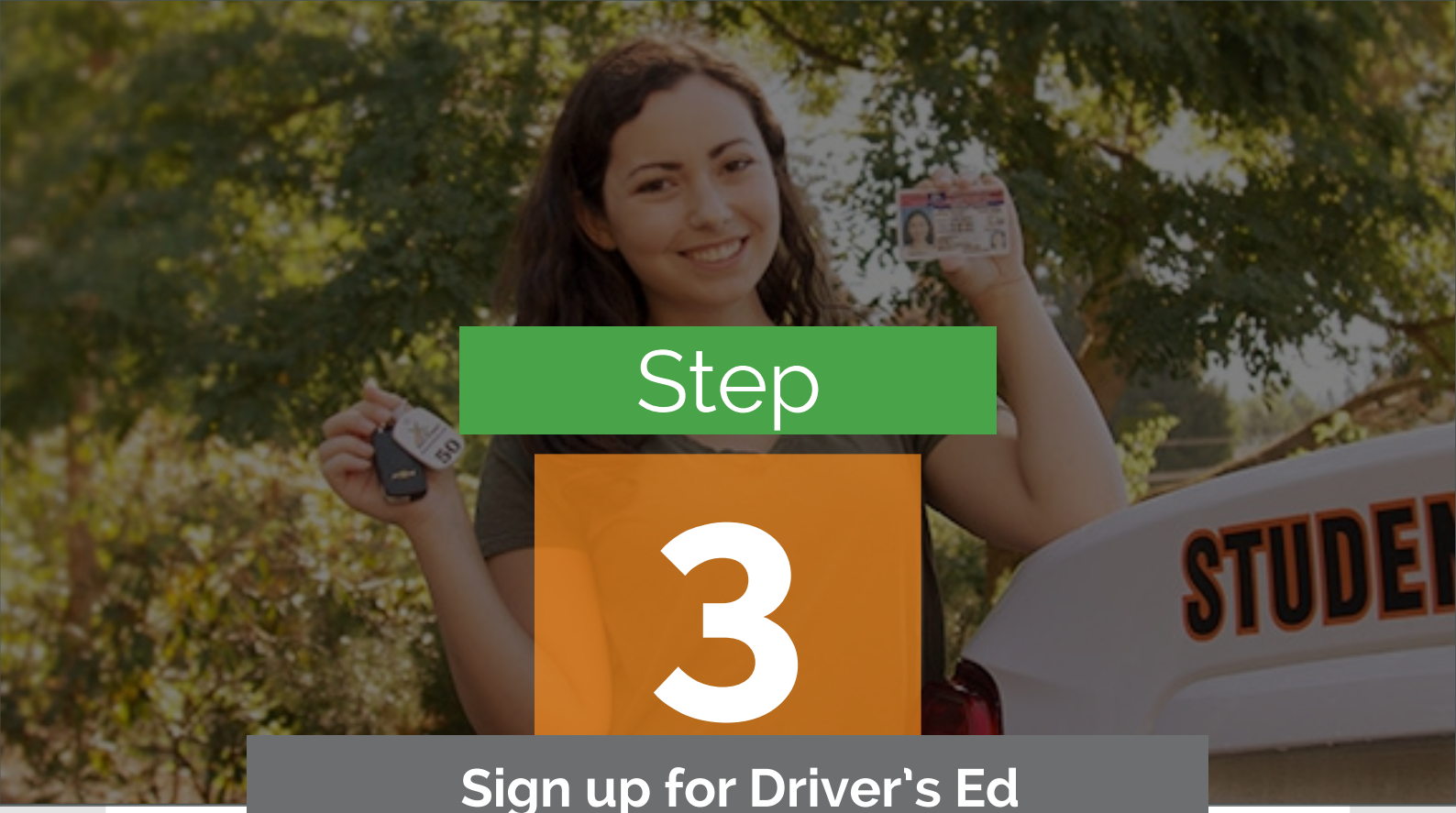

Step 3

Sign up for Driver's Ed

Now that you've got your learner's permit, it's time to sign up for Driver's Ed!

The CT State minimum requirements for obtaining a license is an 8 hr. safe driving course. To sign up for this option, go here.

The Next Street recommends a Full Drivers Education Course which includes 30 hours of classroom training and 8 hours of private behind the wheel lessons.

To register for this option, go here.

To find a class that works for your schedule, click here and search days and times that you are available.

All classes are being held on Zoom. If you miss a class, no worries, you can always reschedule a makeup and you may take class in any order you like.

Important things to know about classroom training:

- No matter if you choose a full 30 hour Driver's Ed course or the 8 hour safe driving course, your parent must be present for the full two hour, Class 1 if you are under 18 - at this time all of our classes are being offered remotely via zoom..
- You must be present for the entirety of each 2 hour class.
- At the end of each class, you will be given a 10 question quiz. While you will take your quiz during class, it does not count towards your attendance. Participation during class, having your camera on, and paying attention will count. You are still able to go back after being marked present to see your quiz score, or retake if needed.
- If you need to reschedule a missed class, you will be able to do so via the student portal once attendance has been recorded.
- Students can take up to 2 hours of Driver's Ed on school days and upto 4 hours of Driver's Ed on non-school days.
- Should you have any issues with Zoom, please email zoom@thenextstreet.com for fast tech support.

Step 4

Get behind the wheel !

Now that you're signed up for classes, it's time to get behind the wheel!

The Connecticut DMV requires new teen drivers (16 and 17 years old) to log 40 hours of time behind the wheel with a trainer. This time can be done with any person that has held their license in the US for at least 4 years with no suspensions as your trainer. Download our driving log to keep track of your training HERE.

If you feel like you need more specific training or don't have a qualified trainer to help you out, you can purchase private Behind the Wheel driving lessons with The Next Street.

- We offer 8 hours of private driving lessons as part of our full driver's ed program - but you can also purchase lessons in any quantity no matter what driver's ed class you are signed up for.
- Driving lessons are done in 2 hour blocks
- We are offering private driving lessons with strict health and safety requirements during COVID-19, for more info go here.

Any time done with The Next Street counts towards the 40 hours. As an example, if you register for the Full Driver Education Course that comes with 8 hours of driving, 32 hours would have to be completed on your own time for a total of 40 hours (unless you buy additional lessons!)

Step

5

Check your Eligibility for your Driver's License

If you are enrolled in the 8 hour safe driving course and under 18, you must hold your learner's permit for a minimum of 180 days (eligible to test on day 181) before you can take your driver's license test. If you are over 18, you must hold your learner's permit for 90 days (eligible to test on day 91).

If you are enrolled in a full 30 hour driver's ed course -You must complete your program and hold your permit for a minimum of 120 days (eligible to test on day 121) before you can take your road test.

Once your coursework, quizzes, signatures and behind the wheel lessons are complete, your Electronic Driver Certificate (e-DEC) will be uploaded to the files section of your student portal. On the day of your license test, make sure you have easy access to your e-DEC PDF on your mobile device to present to the DMV agent.

If your test is within the next two weeks at the DMV and you need a rushed certificate, go here. *Please note:* the DMV now requires all coursework, behind the wheel lessons, quizzes and signatures to be completed at least 5 days prior to your road test. If you require a partial certificate and you are under 18, your eligibility window will default to 180 days even if you have enrolled in the 30 hour full driver education course. If you have questions about this, please call 860-631-4292.

If your test is not within two weeks, we will not issue a rushed certificate and you will be placed in the normal queue.

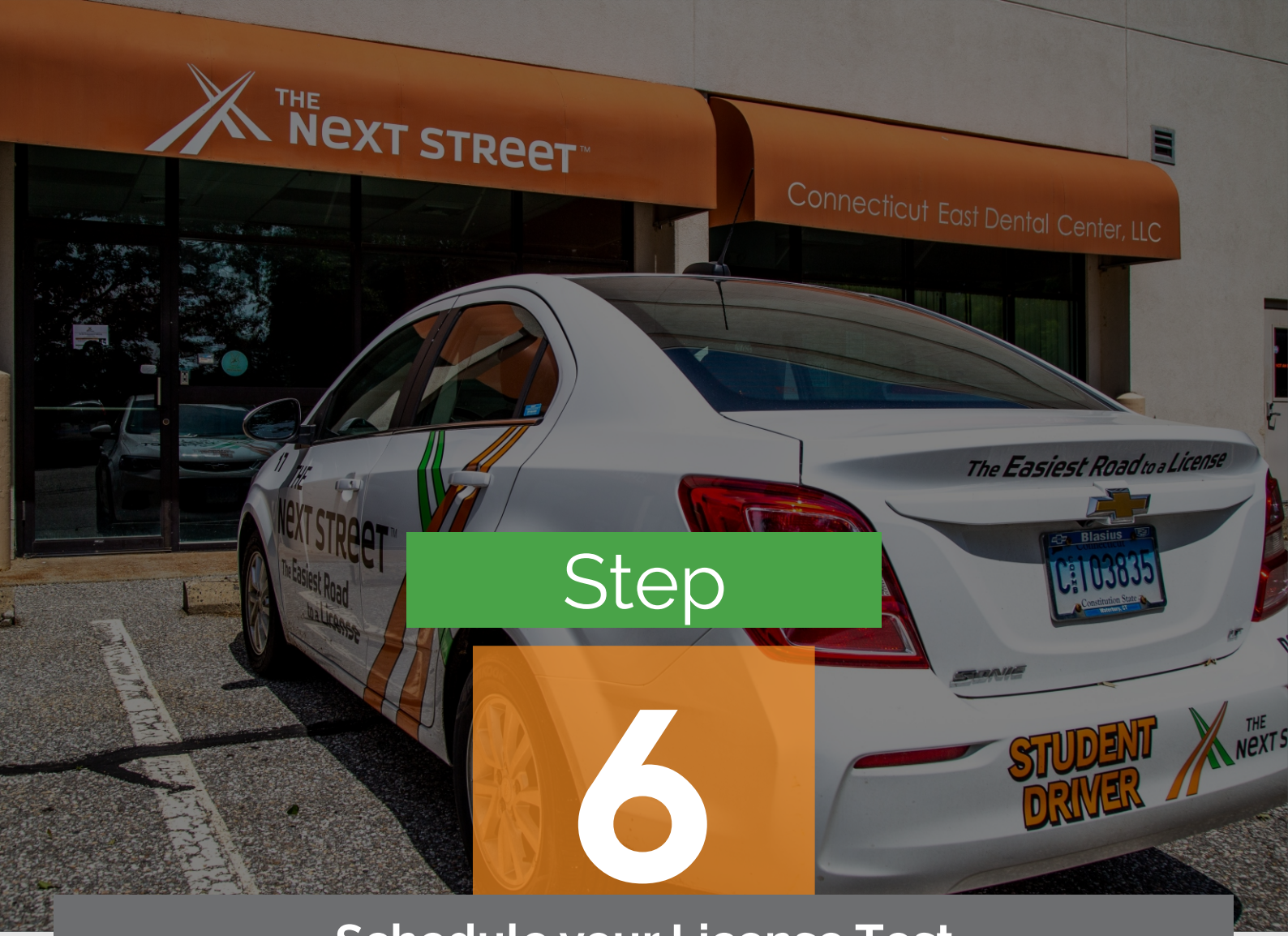

Step

6

Schedule your License Test

While you are busy completing your coursework and driving lessons, we encourage students to pre-schedule their license test appointment. These dates can book out far in advance! You have some options to choose from for your driver's license test:

If you want to be super, ultra-prepared, you may consider scheduling a mock license test and prep lesson with one of our instructors. For more info on a mock license test appointment at TNS, go here.

If you think you're ready for the real license test, then you have some options:

To schedule your license test at the DMV, go here.

We know that the license test can be a high stress situation, which is why we provide additional license test options to ease your nerves and set you up for success!

Test at The Next Street:

- When you take your Driver's License Test at The Next Street, the DMV inspector comes to our classroom location.
- You use our car, at our classroom. In addition to this being a nice, relaxed environment, you will also have one of our License Test Hosts on hand to answer any of your last-minute test day questions.
- You must be under 22 years old to be eligible for this option.

*Please note: in order to be eligible for this option, you must take 2 hours of behind-the-wheel lessons with us

We meet you at the DMV:

Want to use our familiar vehicle for your test, but you're over 22 or there aren't any dates at one of our locations that work for your schedule? This is the option for you.

- This option is also perfect if your car won't pass the DMV vehicle requirements.
- You can add this testing product at the time of enrollment, or later using our Student Portal.
- Testing services are only offered at DMV Hub Offices.
- We offer a full service test at the DMV in addition to our "meet at the DMV" test service. For more information on testing services go here.

*Please note: in order to be eligible for this option, you must take 2 hours of behind-the-wheel lessons with us

If you plan on taking your road test at a DMV branch here is a list of what you need to bring on test day:

- e-DEC
- A print-out of your road test appointment confirmation page.
- A fully completed R-229 form application.
- Your learner's permit
- Glasses or contacts if required
- A properly registered and insured vehicle. Go here to review all the vehicle requirements. The vehicle used for the road test MUST be mechanically safe and pass an evaluation.
- Valid Motor Vehicle Registration Certificate. Please verify that you have the current registration in the vehicle before you leave home and bring it into the office when you arrive for your test.

- Connecticut Insurance Card. The required proof of insurance must be in the same name as on the registration, with the exception of leased vehicles which may be in the name of the lessee. Please verify that you have the current proof of insurance in the vehicle before you leave home and bring it into the office when you arrive for your test.
- $84 License Fee. Cash/Check/Visa/Mastercard
- Under 18 Applicants: Your qualified trainer must be present at the DMV office and sign a form attesting that all driver education/practice driving requirements have been fulfilled.

If you are testing with TNS here is a list of what you need to bring on test day:

- Glasses or contacts if required
- Closed toed and closed heeled shoes
- Learner's permit
- A fully complete CI-12 form application (If you do not have this form, we will have copies available on test day.)

Step

7

Wait for your license in the mail or reschedule

If you pass, you will not receive a permanent driver license or ID card on the day of your test. It will arrive through the mail. You will keep your permit/ID and receive a copy of your passed evaluation (good for 30 days.) To track the status of your physical license, go here.

If you fail the road test, you must wait a minimum of two weeks (14 days) before taking the road test again and must pay another $40 testing fee.

Reschedule your road test: If you are unable to keep your driver's license test appointment at the DMV, reschedule your appointment through this website. If you are testing with TNS, call 860-631-4292 to reschedule, you may also reschedule your appointment in the student portal. Failure to do so will result in a forfeit of the prepaid testing fee.

*Please note: If you are re-testing at TNS, we offer re-test appointments at a discounted rate, however the DMV testing fees remain the same. For more information regarding re-tests, call 860-631-4292.

Step

8

Review driving restrictions on new drivers

Please be aware of the driving restrictions on newly licensed 16 and 17-year olds in the state of CT:

For the first 6 months after obtaining a driver license, may only drive with:

- Parents or legal guardian at least one of whom holds a valid driver license
- Person who is at least 20 years old, has held a license for at least 4 years with no suspensions during the last 4 years

For the second 6 months, may drive with the above people and may also drive with immediate family (e.g., brothers, and sisters).

Until 18th birthday, may not drive between hours of 11 p.m. – 5 a.m. unless it is for:

- employment
- school
- religious activities
- medical necessity

Until 18th birthday, all passengers in vehicle must use permanently installed seat belts.

Until 18th birthday, may not use cell phones (even if hands-free) or other mobile electronic devices while driving. This includes any hand-held computers, earbuds/headphones, or other device with a video display.

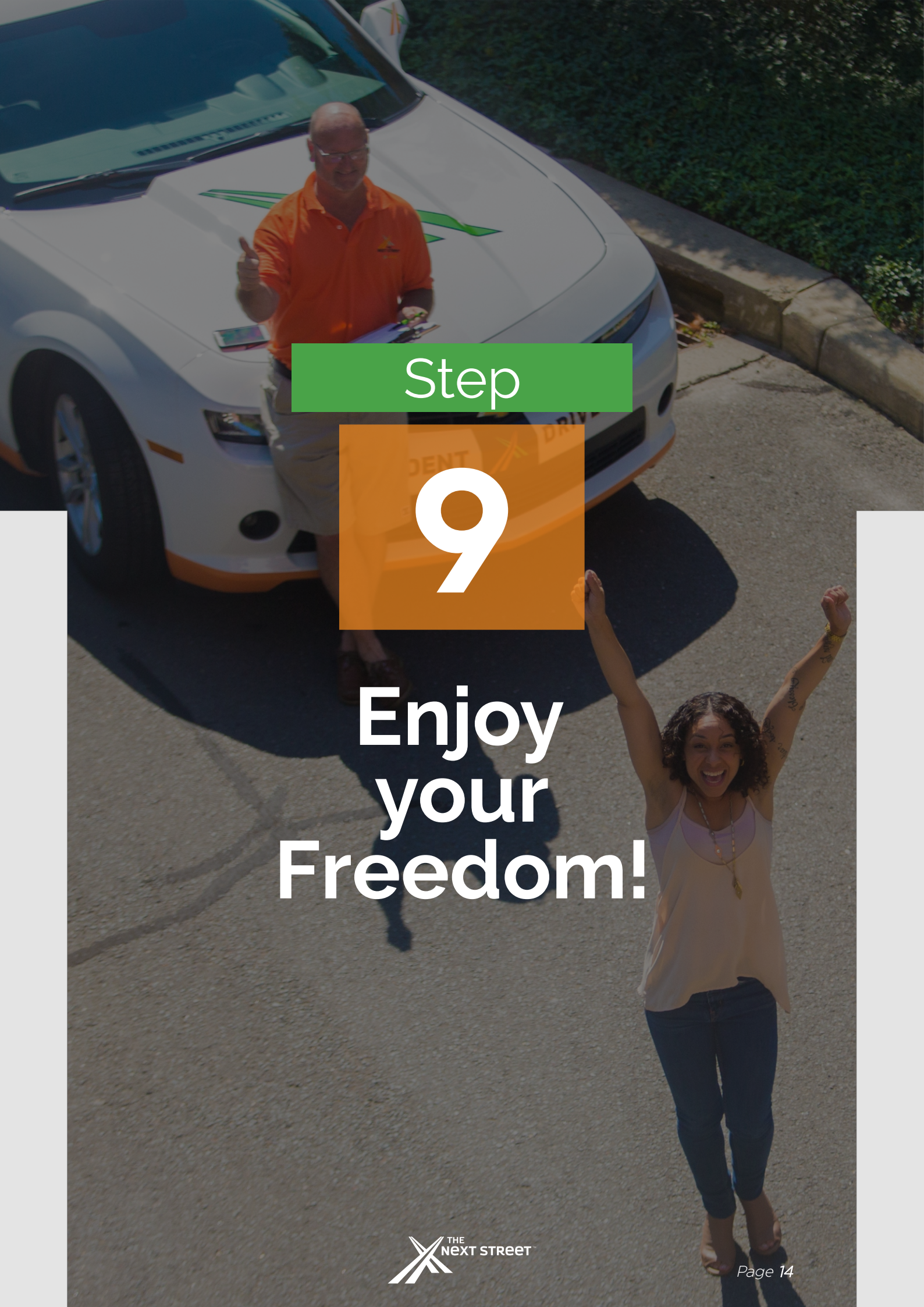

Step

9

Enjoy your Freedom!