



COMPLETE GUIDE

to Getting Your
License in
Massachusetts





Step

1

Get your Permit

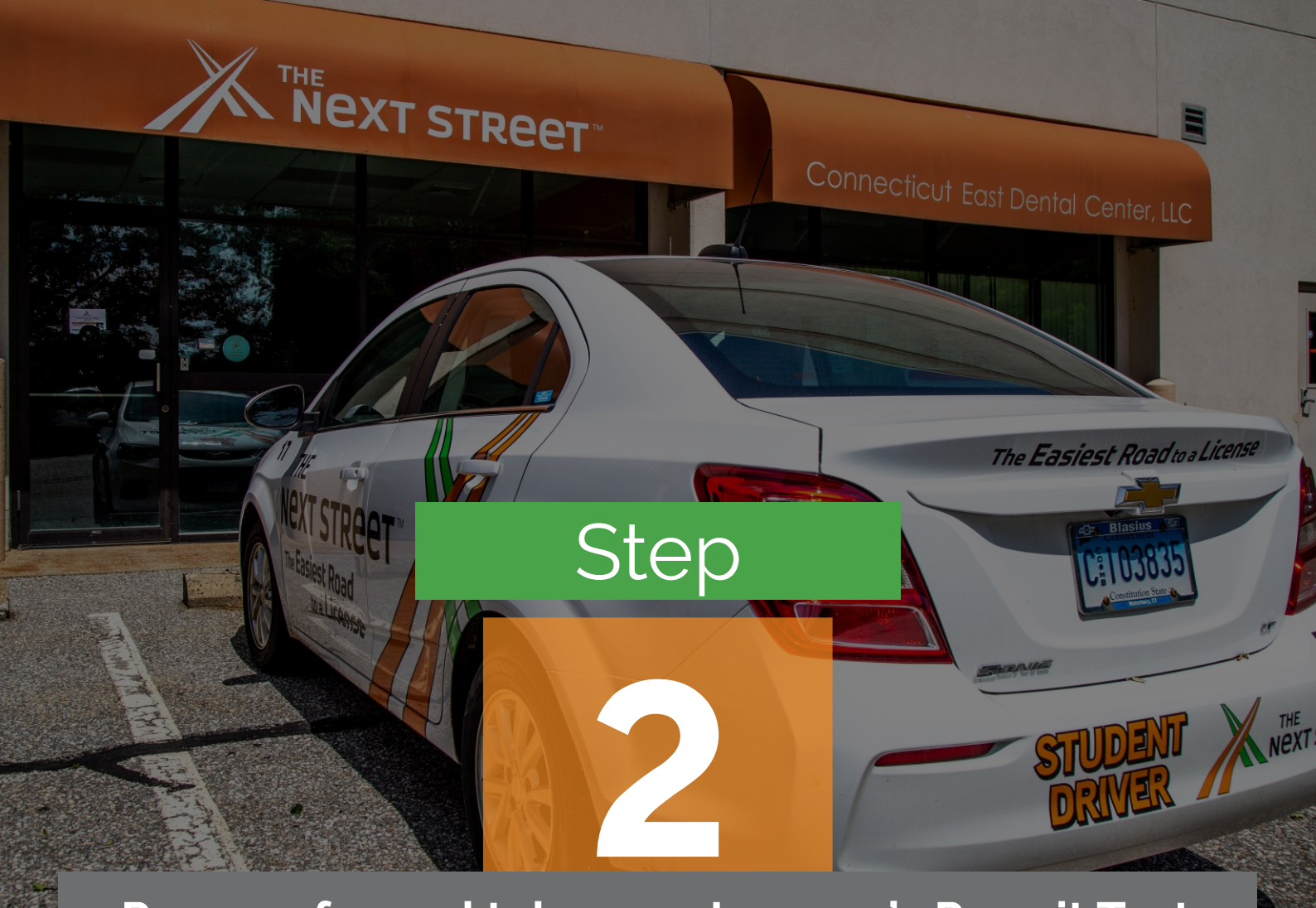
If you're 16 or over, the first step to getting your license is to apply for your learner's permit.

PRO TIP: you can actually start Driver's Ed classes before you take your permit test - if you want to be fully prepared on permit test day, this option may be for you!

The test for your Learner's Permit is currently being offered online only. You must first make an appointment at an RMV location for document verification, a vision test and to take your picture. You will then take the permit test online at home.

To schedule your learner's permit test, click here: [Make your appointment here.](#)

[Click here for more info on learner's permit process in Massachusetts.](#)



Prepare for and take your Learner's Permit Test

After you've scheduled your learner's permit test, it's time to study!

On the day of your Learner's Permit Test appointment, you will need to pass a 25 question written test and a vision test. You must get at least 21 correct answers in order to pass. Don't go in cold; make sure you study!

To download our free study guide for the learner's permit, go [here](#)

To take a free practice test, go [here](#)

Things to bring with you on the day of your permit test:

Permit Test Requirement Checklist

2 FORMS OF IDENTIFICATION

(Both forms must be originals. Cannot be laminated!)

- U.S. Passport **OR** Birth Certificate
- Social Security Card

1 PIECE OF MAIL FOR PROOF OF ADDRESS

Mail must be addressed to the person applying for a license!

Mail must be addressed to the physical address that will be in their license. No PO Boxes!

Mail must have barcode and have been postmarked within 60 days of test date!

- Mail Piece #1

VISION TEST

You will be required to take and pass an eye test!

- Glasses/Contact lenses **OR** I don't need vision correction

MONEY FOR RMV FEES

- \$30 Test Fee -Cash/Check/Visa/Mastercard

If you are under 18 you will also need:

- Parent signature on application

International Students on a Student Visa will also be required to bring the following:

- Social Security Letter of Denial (If you are not eligible for a SSN, you must submit a SSN denial letter request form as a second form of ID. You can obtain this from any Social Security Office.)
- Form I-20
- Form I-94
- Official School Transcript

GOOD LUCK!




Step


3

Sign up for Driver's Ed

Now that you're 15 and 9 months old or older, it's time to sign up for Driver's Ed!

The MA State minimum requirements for obtaining a license if you are under age 18 is a Full Driver's Education Course which includes 30 hours of classroom training and 12 hours of private behind the wheel lessons. (At this time, the state requirement of 6 hours of observation is waived.)

To register for this option, go [here](#). 

To find a class that works for your schedule, click [here](#)  and search days and times that you are available.

All classes are being held on Zoom for until further notice. If you miss a class, no worries, you can always reschedule a makeup and you may take class in any order you like

Important things to know about classroom training:

- Your parent must be present for class 1 if you are under 18 unless they've attended this class in the last 5 years - at this time all of our classes are being offered remotely via zoom.
- You must be present for the duration of each 2 hour class.
- At the end of each class, attendance is recorded within 24-48 hrs. and a quiz and attendance sheet is sent to you via email. Complete and pass the quiz and sign the attendance sheet for credit.
- If you need to reschedule a missed class, you will be able to do so via the student portal once attendance has been recorded (if attendance has not been recorded yet, the portal will not allow you to reschedule- sit tight and check back in 24hrs)
- Students can take up to 2hrs of Driver's Ed on school days and up to 4hrs of Driver's Ed on non-school days
- Should you have any issues with Zoom, please email for fast tech zoom@thenextstreet.com support.



Step

4

Get behind the wheel !

Now that you're signed up for classes, it's time to get behind the wheel!

The Massachusetts RMV requires new teen drivers (16 and 17 years old) to log 40 hours of time behind the wheel with a trainer. This time can be done with any person that has held their license in the US for at least 1 year with no suspensions as your trainer.

If you feel like you need more specific training or don't have a qualified trainer to help you out, you can purchase private Behind the Wheel driving lessons with The Next Street.

- We offer 12 hrs. of private driving lessons as part of our full driver's ed program - but you can also purchase lessons in any quantity.
- Driving lessons are done in 2hr blocks
- We are offering private driving lessons with strict health and safety requirements during COVID-19, for more info go [here](#).

Any time done with The Next Street counts towards the 40 hours. As an example, if you register for the [Full Driver Education Course](#) that comes with 12 hours of driving, 28 hours would have to be completed on your own time for a total of 40 hours (unless you buy additional lessons!)



Step

5

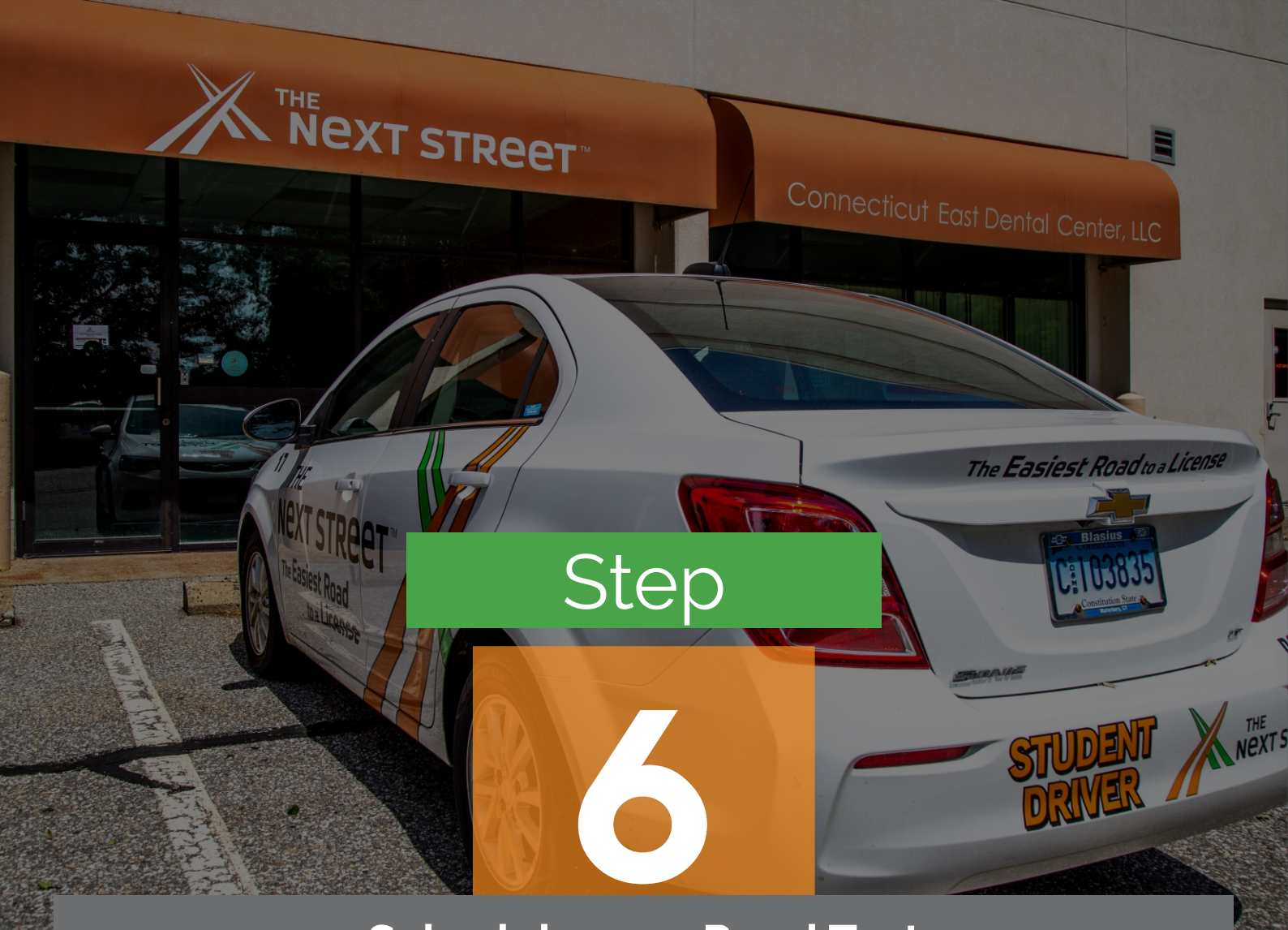
Check your Eligibility for your Driver's License

If you are enrolled in the full driver's ed course and under 18, you must hold your learner's permit for a minimum of 180 days before you can take your driver's license test. If you are over 18, you may test as soon as you feel ready.

Once your coursework and behind the wheel lessons are complete, we will send you a completion certificate formally known as the CS-1 - we typically send these out within two weeks of completing your program and lessons. If you are taking your driver's license test with the RMV, you will need to bring the CS-1 with you to your test. If you are taking your test with TNS, we will bring your CS-1 to your appointment for you.

If your test is within the next two weeks at the RMV and you need a rushed certificate, go [here](#).

If your test is not within two weeks, we will not issue a rushed certificate and you will be placed in the normal queue.



Schedule your Road Test

Once your coursework and behind the wheel training is complete, it's time to schedule your road test! You have some options to choose from for your driver's license test:

If you want to be super, ultra-prepared, you may consider scheduling a mock road test and prep lesson with one of our instructors. For more info on a mock road test appointment at TNS, go [here](#).

If you think you're ready for the real road test, then you have some options:

To schedule your road test at the RMV, go [here](#).

We know that the road test can be a high stress situation, which is why we provide additional road test options to ease your nerves and set you up for success!

Test at The Next Street: \$129 Plus any RMV fees*

- When you take your Driver's License Test at The Next Street, the RMV inspector comes to our classroom location.
- You use our car, at our classroom. In addition to this being a nice, relaxed environment, you will also have one of our Safe Driving Professionals on hand to answer any of your last-minute test day questions.

*

We meet you at the RMV: \$199, plus any RMV test fees*

Want to use our familiar vehicle for your test, but don't need a ride to and from the RMV? This is the option for you.

- This option is also perfect if your car won't pass the RMV vehicle requirements.
- You can add this testing product at the time of enrollment, or later using our [Student Portal](#).
- Testing services are only offered at RMV Hub Offices.
- The Next Street brings your driver's ed certificate to the appointment

*Please note: In order to be eligible for this option, you must take 2hrs of behind-the-wheel lessons with us

If you plan on taking your road test at a RMV branch here is a list of what you need to bring on test day:

- Driver's ed certificate
- A print-out of your road test appointment confirmation page.
- A fully completed R-229 form application.
- Your learner's permit
- Glasses or contacts if required
- A properly registered and insured vehicle.*

- **Connecticut Insurance Card.** The required proof of insurance must be in the same name as on the registration, with the exception of leased vehicles which may be in the name of the lessee. Please verify that you have the current proof of insurance in the vehicle before you leave home and bring it into the office when you arrive for your test.
- \$84 License Fee. Cash/Check/Visa/Mastercard
- **Under 18 Applicants: Your [qualified trainer](#) must be present at the DMV office and sign a form attesting that all driver education/practice driving requirements have been fulfilled.**

If you are testing with TNS here is a list of what you need to bring on test day:

- Glasses or contacts if required
- Closed toed and closed heeled shoes
- Learner's permit
- **A fully complete CI-12 form application**
- A paper photocopy of your permit
- **\$84 check or money order made out to RMV for the 7 year license**



Step

7

Wait for your license in the mail or reschedule

If you pass, you will not receive a permanent driver license or ID card on the day of your test. It will arrive through the mail. You will keep your permit/ID and receive a copy of your passed evaluation (good for 20 days.) To track the status of your physical license, go [here](#).

If you fail the road test, you must wait a minimum of two weeks (14 days) before taking the road test again and must pay another \$40 RMV test fee.

Reschedule road test: If you are unable to keep your driver's license road test appointment, you must [reschedule your appointment through this website](#). Or if you are testing with TNS, call 860-631-4292 to reschedule. Failure to do so will result in a forfeit of the prepaid testing fee.

*Please note: If you are re-testing at TNS, you must pay \$89 plus DMV fees to re-test at TNS or \$199 plus DMV fees if we are meeting you at DMV.

DRIVER'S LICENSE APPLICATION

Step

8

Review driving restrictions on new drivers

Please be aware of the driving restrictions on newly licensed 16 and 17-year olds in the state of MA:

For the first 6 months after obtaining a driver license, may only drive with:

- Parents or legal guardian at least one of whom holds a valid driver license
- Person who is at least 21 years old, has held a license for at least 1 year with no suspensions.

For the second 6 months, may drive with the above people and may also drive with immediate family (e.g., brothers, and sisters).

Until 18th birthday, may not drive between hours of 12 a.m. – 5 a.m. unless it is for:

- employment
- school
- religious activities
- medical necessity

Until 18th birthday, all passengers in vehicle must use permanently installed seat belts.

Until 18th birthday, may not use cell phones (even if hands-free) or other mobile electronic devices while driving. This includes any hand-held computers, earbuds/headphones, or other device with a video display.



Step

9

Enjoy
your
Freedom!

